

# Panasonic

ideas for life

**IDEHAL**  
Gostar

**PT-VW430 Series**  
**PT-VW330 Series**  
LCD Projectors

PT-VW430  
PT-VX500

PT-VW330  
PT-VX400NT  
PT-VX400  
PT-VX41



**Advanced Portable Projectors  
with High Brightness and  
Abundant Features**



# Superbly Bright Portables

Portable projectors with distinctively high brightness of 5,000 lm\* and 4,000:1\* contrast. Also featuring Vertical Lens Shift and Daylight View Basic functions, for brighter, crisper image projection in a wide variety of situations.

\*\*PT-VX500: 5,000 lm, 4,000:1 contrast. PT-VW430: 4,300 lm, 3,500:1 contrast.



NEW



PT-VW430\*\*

WXGA 4,300 lm 3,500:1 1.6x Zoom

NEW



PT-VX500\*\*

XGA 5,000 lm 4,000:1 1.6x Zoom

\*\* Product numbers vary depending on the market. The general guideline is as follows: The product number in South America and Taiwan is PT-VW430U and PT-VX500U. The product number in Europe (except the UK) and CIS is PT-VW430E and PT-VX500E. The product number in the UK, Asia (except Taiwan), Oceania, Middle East, and Africa is PT-VW430EA and PT-VX500EA.

## Superb Performance in a Compact Body

### A Highly Bright Portable with 5,000 lm/4,300 lm\*<sup>1</sup>

VW430 VX500

The PT-VX500 and PT-VW430 rank high in the portable projector category with their high brightness of 5,000 lm and 4,300 lm, respectively. Both models also incorporate a variable iris that produces a high contrast of 4,000:1 and 3,500:1, respectively. This all combines to provide brighter, sharper projection for versatile situations.

### 4,000 lm/3,000 lm\*<sup>2</sup> of Brightness in a Compact Body

VW330 VX400NT VX400 VX41

A remarkable 4,000 lm/3,000 lm\*<sup>2</sup> of brightness have been achieved in a compact, easy-to-carry body, weighing only 3.6 kg (7.9 lb) or less.\*<sup>3</sup> Bright, clear images enhance a variety of viewing situations and applications.

### The Daylight View Basic Function Ensures Clear Images Even in Brightly Lit Rooms

VW430 VX500

Panasonic's Daylight View Basic technology achieves sharp, easy-to-see images by clearly reproducing the details in dark image areas, which were previously difficult to see in brightly lit rooms. A built-in sensor measures the ambient light, and the Daylight View Basic function adjusts the halftone color and brightness level according to the surrounding illumination.

\*<sup>1</sup> The PT-VX500 has 5,000 lm and the PT-VW430 has 4,300 lm of brightness.

\*<sup>2</sup> The PT-VX400NT/VX400/VX41 has 4,000 lm and the PT-VW330 has 3,000 lm of brightness.

\*<sup>3</sup> Weight by model: PT-VX400NT: approx. 3.6 kg (7.9 lb), PT-VW330/VX400: approx. 3.5 kg (7.7 lb), PT-VX41: approx. 3.4 kg (7.5 lb).

\*<sup>4</sup> This is the maximum value when the lamp power is set to Eco (Eco1 or Eco2 in the PT-VW330/VX400NT/VX400/VX41), with the lamp turned on for 2 hours and off for 0.25 hour. Increases in the lamp on cycle or extended use with the lamp continuously turned on will shorten the lamp replacement cycle. When the lamp power is set to Normal, the lamp replacement cycle is 2,500 hours for the PT-VW430/VX500 and 3,000 hours for the PT-VW330/VX400NT/VX400/VX41.

\*<sup>5</sup> The lamp power: PT-VW430/VX500: Eco, PT-VW330/VX400NT/VX400/VX41: Eco1 or Eco2. The usage environment affects the duration of the filter.

\*<sup>6</sup> Electrostatic filters.

\*<sup>7</sup> When the PT-VW430/VX500 lamp power is set to Eco (Eco1 or Eco2 in the PT-VW330/VX400NT/VX400/VX41).

### Long-Lasting Lamps and Air Filters

VW430 VX500 VW330 VX400NT VX400 VX41

The PT-VW330/VX400NT/VX400/VX41 have a maximum lamp replacement cycle of 5,000 hours.\*<sup>4</sup> The air filters of the PT-VW330/VX400NT/VX400/VX41 also have a replacement cycle of 6,000 hours.\*<sup>5</sup> This reduces maintenance hassles for long periods of use, and helps to lower maintenance costs and reduce environmental impact.

Model	Lamp Replacement Cycle* <sup>4</sup>	Air Filter	
		Replacement Cycle* <sup>5</sup>	Types
PT-VW430/ VX500	4,000 hours	4,000 hours	Pleated Micro Cut Filters* <sup>6</sup> (in 2 locations)
PT-VW330/ VX400NT/ VX400/VX41	5,000 hours	6,000 hours	Three-layered Air Filters (in 2 locations)

### Quiet 29-dB\*<sup>7</sup> Design Does Not Interrupt Meetings or Classes

VW430 VX500 VW330 VX400NT VX400 VX41

The quiet design keeps noise levels down to 29 dB,\*<sup>7</sup> so the sound of the cooling fan is hardly noticeable. This helps the audience to keep their attention on the speech when someone is giving a presentation or on the screen images during quiet scenes.

# Compact and Eco-friendly

Enhanced performance in a compact, lightweight body.  
Advanced Eco performance, Easy Setting and Wireless Projection set a new standard for portable projectors.\*

\* Easy Setting and Wireless Projection: PT-VX400NT only.



**PT-VW330\*\***

WXGA	3,000 lm	2,000:1
1.6x Zoom	Side-by-Side/P-in-P	



**PT-VX400NT\*\***

XGA	4,000 lm	2,000:1
1.6x Zoom	Wireless Function	



**PT-VX400\*\***

XGA	4,000 lm	2,000:1
1.6x Zoom		

**NEW**



**PT-VX41\*\***

XGA	4,000 lm	2,000:1
-----	----------	---------

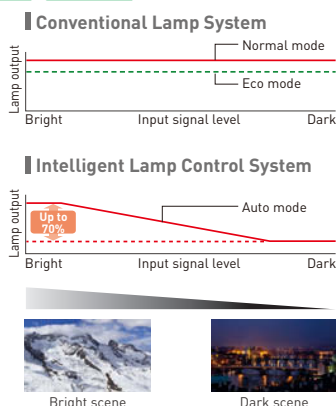
\*\* Product numbers vary depending on the market. The general guideline is as follows: The product number in South America and Taiwan is PT-VW330U, VX400NTU, VX400U and PT-VX41U. The product number in Europe (except the UK) and CIS is PT-VW330E, VX400NTE, VX400E and PT-VX41E. The product number in the UK, Asia (except Taiwan), Oceania, Middle East, and Africa is PT-VW330EA, VX400NTEA, VX400EA and PT-VX41EA.

## Versatile Eco Performance Helps the Environment

### Intelligent Lamp Control System Reduces Power Consumption

VW330 VX400NT VX400 VX41

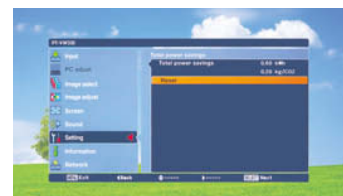
When the lamp power is set to Auto, the intelligent lamp control system automatically adjusts the lamp output in accordance with the brightness of the projected image and reduces it by up to 70%. It also combines with color shift correction, which corrects the shift in the color balance that occurs when the lamp output drops. As a result, power consumption is effectively reduced while excellent color reproduction is maintained.



### Displaying the Total Amount of Reduced Power Consumption and CO<sub>2</sub> Emission

VW330 VX400NT VX400 VX41

When the lamp power is set to Eco1, Eco2 or Auto, you can display the total amount of reduced power consumption and decreased CO<sub>2</sub> emission compared to when the lamp power is set to Normal. It can be shown by day, month or year. Quantitatively checking these reduction amounts helps to increase the awareness of energy saving and the environment.



### Environmentally Friendly Standby Power Consumption

VW430 VX500 VW330 VX400NT VX400 VX41

When the Standby mode is set to Eco, the standby power consumption is up to 0.48 W.\*<sup>8</sup> This lowers running costs, and helps to reduce environment impact.

## Ecology-Conscious Design

- No halogenated flame retardants are used in the cabinet.
- Non-coated cabinet for easy recycling (for the PT-VW430/VX500).
- Lead-free glass is used for the lens.
- Lamp power switching further reduces power consumption.
- Standby power consumption of only 0.48 W\*<sup>8</sup> has been achieved.
- RoHS compliant

\*<sup>8</sup> Standby power consumption: PT-VW430/VX500: 0.3 W, PT-VW330/VX400NT/VX400/VX41: 0.48 W. Standby mode: Eco. When the Standby mode is set to Eco, network functions such as standby on via LAN are not available. Also, only certain commands can be received for external control using the serial terminal.

# Convenient Functions for Portable and Ceiling-Mounted Applications

## Easy Wireless Projection from Multiple PCs

VX400NT

The Wireless Manager ME5.5 application\*9 provided with the projector allows easy transfer of data\*10 from the screen of a personal computer through a wired or wireless\*11 LAN connection. It can be used to transfer audio\*12 files. When a wireless LAN connection is used, there is no need to connect a VGA cable between the computer and projector; therefore, it allows easy and speedy setup, and a flexible system layout. Screen images from multiple computers can also be projected, and Multi-Live mode allows the simultaneous projection of up to 16 computers.



### Four-Window Multi Style

displays up to four computer screens at a time.



### Four-Window Index Style

displays thumbnails of four computer screens.



### 16-Window Index Style

displays thumbnails of 16 computer screens.

For more information about the Wireless Manager ME5.5 application, please visit <http://panasonic.net/avc/projector/products/vw330/>

## Wireless Projection from iPad/iPhone

VX400NT

The "Panasonic Wireless Projector for iOS" application, which is free and available on the App Store, allows wireless projection from an iPad, iPhone or iPod touch. You can send PDF files transferred from a PC via iTunes to the Documents\*13 folder of this application, and JPEG images saved to the Photos\*13 folder of your iPad, iPhone or iPod touch. You can also project websites with the built-in web browser, and photos taken with the built-in camera iOS devices. Presentations can be done using only the wireless projector and an iPad, iPhone or iPod touch. Various touch screen operations, such as rotating the direction of the screen, flicking to turn pages, and pinching to zoom in or out, are possible. For more information, please visit <http://panasonic.net/avc/projector/ios/>



## USB Display Function for Easy Projection Using a USB Cable

VX400NT

By installing the Wireless Manager ME5.5 application in a personal computer in advance and connecting\*14 the USB ports on the projector and the computer with a USB cable, Wireless Manager ME5.5 will automatically start up and output computer images and sound from the projector. Multi-Live mode and other functions can also be used in the same manner as when using a wireless connection.

## USB Memory Viewer for Projection without a Personal Computer

VX400NT

JPG/BMP image files and text files stored on a USB memory device can be projected by simply inserting the USB memory device into the USB port of the PT-VX400NT. This makes it easy to give presentations without having to use a computer.



## 1.6x Zoom Lens Allows Flexible Installation

VW430 VX500 VW330 VX400NT VX400

When projecting onto a 100-inch wide screen, the 1.6x zooms lens lets the PT-VW430, for example, support a wide range of projection distances, from 2.5 to 4.1 meters (8.2 to 13.5 feet).

## Lens Shift Moves the Image Vertically Without Distortion

VW430 VX500

The PT-VW430/VX500 feature the Lens Shift function in the vertical direction. It moves the image position vertically without distorting it.



## A Wide Variety of Functions for Easy Setup

VW430 VX500 VW330 VX400NT VX400 VX41

### • Auto Input Signal Search

The Auto Input Signal Search function automatically detects the input signal and selects the input channel based on the signal. This function lets you start a presentation without any complicated setup required.

### • Input Guidance Function

If the input signal cannot be detected, the Input Guidance function will display connection instructions on the projector screen, for easy setup.

### • Real-Time Keystone Correction\*15

With Real-Time Keystone Correction, the projector automatically senses if you adjust its angle (in the vertical direction) during operation and instantly makes whatever keystone correction is necessary for optimal viewing.

### • Color-board and Blackboard modes

Color-board and Blackboard modes adjust the colors to make high-quality projection possible in rooms that don't have a screen.

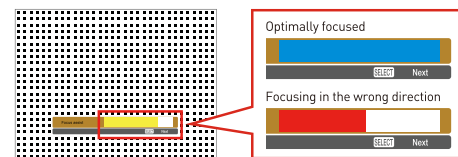
## Easy Setting Function for Even Easier Setup

VX400NT

When the Auto Setup button is pressed, a camera inside the projector detects the condition of the projected image. In addition to Auto Input Signal Search and Auto Setup, the projector then makes the following adjustments. This makes setup even easier.

### • Focus Assist

A focusing guide is displayed to help the focus adjustment.



### • Screen Fitting

The projection screen size and horizontal/vertical Keystone correction (trapezoidal correction) are automatically adjusted to fit the screen.\*16



### • Wall Color Compensation

When projecting onto a colored wall, blackboard, or other similar surface, the white balance is automatically adjusted.

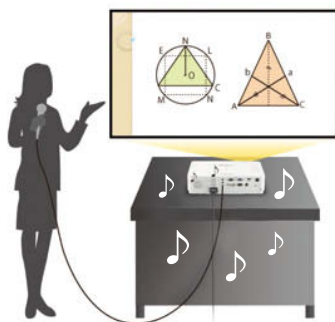


\*9 This application is supported by Windows® XP/Windows Vista®/Windows®7 and Macintosh OS [OS X Ver. 10.4/10.5/10.6/10.7]. \*10 DVD video, Blu-ray video and content set with DRM (Digital Rights Management) cannot be transferred. \*11 If the computer is not equipped with a wireless LAN function, a wireless LAN card is required. In the case of Macintosh computers, only the built-in wireless LAN function is supported. Network functions such as Live mode and Multi-Live mode can also be used with a wired LAN. \*12 Windows®7 and Windows Vista® computers must be logged on to using the Administrator's account. The first time that a Windows®7 computer is used, the sound driver may require setting. \*13 Files that are saved anywhere other than these locations cannot be projected. Also, PDF files that contain animation, links, have open passwords, or have been scanned at high resolution cannot be sent. \*14 The first time a USB cable is connected, a USB driver must be installed. \*15 Keystone correction is performed in the PT-VX400NT when using the Easy Setting function. \*16 If the screen border cannot be detected, the projection screen size adjustment is not made. In this case, only the horizontal/vertical Keystone correction is done.

## 10-Watt Speakers and a Microphone Input Enables Audio Playback Directly from the Projector

VW430 VX500 VW330 VX400NT VX400 VX41

These portable projectors feature high-output 10-watt speakers that produce a high sound volume without requiring external speakers. They also feature a microphone input terminal that allows microphone sounds to be output from the projector. These features make presentations even more effective.



## HDMI Input Terminal and Abundant Interfaces

VW430 VX500 VW330 VX400NT VX400 VX41

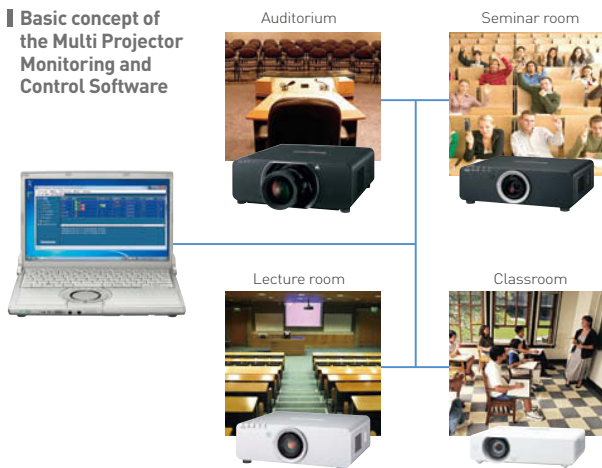
Extensive interfaces include an HDMI input terminal, 2 sets of computer (RGB) input terminals, a wired LAN terminal, and a serial (RS-232C) terminal for external control. These features support a wide range of system architectures for portable or ceiling-mounted use.

## Easy Remote Monitoring and Control over a LAN

VW430 VX500 VW330 VX400NT VX400 VX41

Web browser on a computer connected through a LAN system lets you remotely operate projectors and check their status. An e-mail messaging function can also notify you when a lamp needs replacement, and indicate the overall projector status. In addition, Multi Projector Monitoring and Control Software is available for monitoring and controlling multiple Panasonic projectors from a single PC. The wired LAN terminal is compatible with PjLink™ (class1), an open protocol that is used by many manufacturers, to enable integrated control of systems that contain different brands of projectors.

### Basic concept of the Multi Projector Monitoring and Control Software



## Crestron RoomView™

VW430 VX500

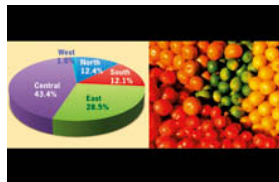
The LAN terminal allows a computer connected to the network to use Crestron RoomView™ application software to manage and control system devices.



## Side-by-Side and P-in-P Function\*17 (PT-VW330) for Effective Presentations and Lectures

VW330

Two different image sources can be simultaneously displayed onto a single screen. You can also switch to P-in-P (Picture-in-Picture) mode and display a sub-window onto the main screen. The sub-window can be positioned at any of the four corners (upper left, upper right, lower left, lower right) to expand the usable area as only a wide-screen projector can do.



Side-by-Side Mode



P-in-P Mode

## Direct Power Off Function – Unplug the Power Cord Immediately After Use

VW430 VX500 VW330 VX400NT VX400 VX41

The Direct Power Off function keeps the cooling fan turned on even when you unplug the power cord right after use. This lets you put everything away and carry the projector quickly to your next presentation or lecture.



## Top-Panel Lamp Replacement Simplifies Maintenance

VW430 VX500 VW330 VX400NT VX400 VX41

The lamp can be reached through the top panel for easy replacement. This eliminates the need to detach the projector from its ceiling bracket and greatly simplifies maintenance.



## Handy Air Filter Replacement in Ceiling-Mounted Applications

VW430 VX500 VW330 VX400NT VX400 VX41

The PT-VW430/VX500 have one air filter on the side and one on the back, while the PT-VW330/VX400NT/VX400/VX41 have one on the side and one on the bottom. This makes it easy to replace the air filters on ceiling-mounted projectors without having to detach the projector from its mounting bracket.



## Convenient Carrying Bag

VW430 VX500 VW330 VX400NT VX400 VX41

A carrying bag with a handy shoulder strap comes with the projector. This bag helps protect the projector from impacts.



## Other Features

- Effective theft prevention with the startup logo\*18
- Projector identification system for remote control allocation of up to six projectors
- The Wireless Mouse function (PT-VX400NT only) enables you to operate a computer's mouse pointer by the projector's wireless remote control
- Built-in closed caption decoder
- AMX D. D. compliant

\*17 This function is not effective for some source combinations. \*18 The included Logo Transfer Software is required to upload a new logo.

## Specifications

Model		PT-VW430	PT-VX500
Power supply		100-240 V AC, 50/60 Hz	
Power consumption		365 W (0.3 W when standby mode set to Eco*, 11.5 W when standby mode set to Network.)	
LCD panel	Panel size	15 mm [0.59 inches] diagonal (16:10 aspect ratio)	16 mm [0.63 inches] diagonal (4:3 aspect ratio)
	Display method	Transparent LCD panel (x 3, R/G/B)	
	Pixels	1,024,000 (1,280 x 800) x 3, total of 3,072,000 pixels	786,432 (1,024 x 768) x 3, total of 2,359,296 pixels
Lens		1.6x manual zoom (throw ratio: 1.18–1.90:1), manual focus, F 1.60–2.12, f 15.28–24.62 mm	
Lamp		280 W x 1, lamp replacement cycle (lamp power: Normal/Eco): 2,500 hours/4,000 hours*2	
Screen size (diagonal)		0.76–7.62 m (30–300 inch), 16:10 aspect ratio	0.76–7.62 m (30–300 inch), 4:3 aspect ratio
Brightness*3		4,300 lm (lamp power: Normal)	5,000 lm (lamp power: Normal)
Center-to-corner uniformity*3		85%	
Contrast*3		3,500:1 (full on/full off, lamp power: Normal, Iris: On)	4,000:1 (full on/full off, lamp power: Normal, Iris: On)
Resolution		1,280 x 800 pixels*4	1,024 x 768 pixels*5
Scanning frequency	HDMI	fh: 25–80 kHz, fv: 50–85 Hz, dot clock: 162 MHz or lower	
	RGB (analog)	fh: 15–100 kHz, fv: 50–100 Hz, dot clock: 140 MHz or lower [Signals exceeding the dot clock rate of 140 MHz are downsampled.]	
	YPbPr (YCbCr)	fh: 15.75 kHz, fv: 60 Hz [480i(525i)]	fh: 15.63 kHz, fv: 50 Hz [576i(625i)]
		fh: 31.50 kHz, fv: 60 Hz [480p(525p)]	fh: 31.25 kHz, fv: 50 Hz [576p(625p)]
		fh: 45.00 kHz, fv: 60 Hz [720(750)/60p]	fh: 37.50 kHz, fv: 50 Hz [720(750)/50p]
Video/S-Video	fh: 15.75 kHz, fv: 60 Hz [NTSC/NTSC4.43/PAL-M/PAL60], fh: 15.63 kHz, fv: 50 Hz [PAL/PAL-N/SECAM]		
Optical axis shift		Vertical: +48°	Vertical: +40°
Keystone correction range		Vertical: ±30° [±20° when Real-Time Keystone]	
Installation		Ceiling/floor, front/rear	
Terminals	HDMI IN	HDMI 19-pin x 1 [compatible with HDCP] 480p, 576p, 720/60p, 720/50p, 1080/60i, 1080/50i, 1080/60p, 1080/50p, VGA [640 x 480]-WUXGA [1,920 x 1,200]*6, compatible with non-interlaced signals only, dot clock: 25–146.25 MHz	
	COMPUTER IN 1	D-sub HD 15-pin (female) x 1 (RGB/YPbPr/YCbCr x 1)	
	COMPUTER IN 2/MONITOR OUT	D-sub HD 15-pin (female) x 1 (RGB x 1), (input/output selectable using on-screen menu) (When Monitor Out is selected, the COMPUTER IN 1 signal is output.)	
	VIDEO IN	RCA pin x 1 [Composite VIDEO]	
	S-VIDEO IN	Mini DIN 4-pin x 1 [S-VIDEO]	
	AUDIO IN	RCA pin x 2 (L-R x 1) for VIDEO/S-VIDEO input	
	COMPUTER AUDIO IN 1	M3 x 1 (L-R x 1)	
	COMPUTER AUDIO IN 2 (MIC IN)	M3 x 1 (L-R x 1) for audio input or for microphone connection (variable)	
	AUDIO OUT	M3 x 1 (L-R x 1) for output (variable)	
	SERIAL IN	D-sub 9-pin (female) x 1 for external control [RS-232C compliant]	
LAN		RJ-45 x 1 [for network connection, 10Base-T/100Base-TX, compliant with PLink™ (class 1)]	
Built-in speaker		4 cm round shape x 1, output power: 10.0 W (monaural)	
Noise level		37 dB (lamp power: Normal), 29 dB (lamp power: Eco)	
Cabinet materials		Molded plastic	
Dimensions (W x H x D)		379 x 107 x 305 mm [14.9" x 4.2" x 12.0"] (with legs at shortest position, not including protruding parts)	
Weight		Approximately 4.8 kg (10.6 lbs)	
Operating environment		Operating temperature: 0°C–40°C (32°F–104°F)*7, operating humidity: 20%–80% (no condensation)	
Supplied accessories		Power cord x 1*8, power cord holder x 1, wireless remote control unit, batteries (AAA/R03/LR03 type x 2), carrying bag x 1, computer cable (1.8 m, for VGA) x 1, Software CD-ROM (Logo Transfer Software, Multi Projector Monitoring & Control Software)	

\*1 When the Standby mode is set to Eco, network functions such as standby on via LAN are not available. Also, only certain commands can be received for external control using the serial terminal.

\*2 The values given for the recommended lamp replacement cycles are maximum.

\*3 Measurement, measuring conditions, and method of notation all comply with ISO 21118 international standards.

\*4 Input signals that exceed this resolution will be converted to 1,280 x 800 pixels.

\*5 Input signals that exceed this resolution will be converted to 1,024 x 768 pixels.

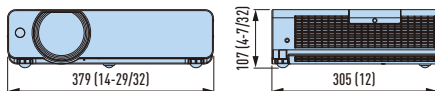
\*6 Compliant with VESA CVT-RB.

\*7 When the ambient temperature is between 35 °C and 40 °C (95 °F and 104 °F), the lamp power should be set to Eco.

\*8 Power cords available (x 2) for the PT-VW430EA/VX500EA.

## Dimensions

unit: mm [inch]



## Terminals



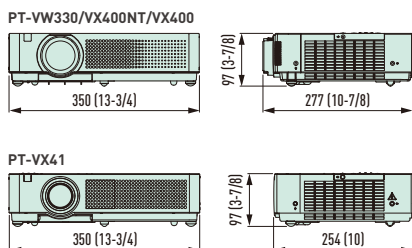
## Specifications

Model	PT-VW330	PT-VX400NT	PT-VX400	PT-VX41
Power supply	100-240 V AC, 50/60 Hz			
Power consumption	322 W [0.48 W when standby mode set to Eco*1, 12.5 W when standby mode set to Network.]	322 W [0.48 W when standby mode set to Eco*1, 14.5 W when standby mode set to Network.]	322 W [0.48 W when standby mode set to Eco*1, 10.0 W when standby mode set to Network.]	
LCD panel	Panel size	15 mm [0.59 inches] diagonal [16:10 aspect ratio]	16 mm [0.63 inches] diagonal [4:3 aspect ratio]	
	Display method	Transparent LCD panel [x 3, R/G/B]		
	Pixels	1,024,000 [1,280 x 800] x 3, total of 3,072,000 pixels	786,432 [1,024 x 768] x 3, total of 2,359,296 pixels	
Lens	1.6x manual zoom (throw ratio: 1.2–1.9:1), manual focus, F 1.65–2.33, f 15.47–24.53 mm			1.2x manual zoom (throw ratio: 1.7–2.1:1), manual focus, F 1.60–1.76, f 22.33–26.80 mm
Lamp	245 W x 1, lamp replacement cycle (lamp power: Normal/Eco1, Eco2): 3,000 hours/5,000 hours*2			
Screen size (diagonal)	0.76–7.62 m [30–300 inch], 16:10 aspect ratio	0.76–7.62 m [30–300 inch], 4:3 aspect ratio		1.02–7.62 m [40–300 inch], 4:3 aspect ratio
Brightness*3	3,000 lm (lamp power: Auto/Normal)	4,000 lm (lamp power: Auto/Normal)		
Center-to-corner uniformity*3	85%			
Contrast*3	2,000:1 [full on/full off, lamp power: Auto]			
Resolution	1,280 x 800 pixels*4	1,024 x 768 pixels*5		
Scanning frequency	HDMI	fh: 25–80 kHz, fv: 50–85 Hz, dot clock: 162 MHz or lower		
	RGB (analog)	fh: 15–100 kHz, fv: 50–100 Hz, dot clock: 140 MHz or lower [Signals exceeding the dot clock rate of 140 MHz are downsampled.]		
	YPbPr (YCbCr)	fh: 15.75 kHz, fv: 60 Hz [480i(525i)] fh: 31.50 kHz, fv: 60 Hz [480p(525p)] fh: 45.00 kHz, fv: 60 Hz [720(750)/60p] fh: 33.75 kHz, fv: 60 Hz [1080(1125)/60i]	fh: 15.63 kHz, fv: 50 Hz [576i(625i)] fh: 31.25 kHz, fv: 50 Hz [576p(625p)] fh: 37.50 kHz, fv: 50 Hz [720(750)/50p] fh: 28.13 kHz, fv: 50 Hz [1080(1125)/50i]	
	Video/S-Video	fh: 15.75 kHz, fv: 60 Hz [NTSC/NTSC4.43/PAL-M/PAL60], fh: 15.63 kHz, fv: 50 Hz [PAL/PAL-N/SECAM]		
Optical axis shift	49:1	9:1		
Keystone correction range	Vertical: ±30° (±20° when Real-Time Keystone)	Vertical: ±40°, Horizontal: ±30° (Vertical: ±30°, Horizontal: ±20° when Auto Keystone)	Vertical: ±30° (±20° when Real-Time Keystone)	
Installation	Ceiling/floor, front/rear			
Terminals	HDMI IN	HDMI 19-pin x 1 (compatible with HDCP) 480p, 576p, 720/60p, 720/50p, 1080/60i, 1080/50i, 1080/60p, 1080/50p, VGA [640 x 480]-WUXGA [1,920 x 1,200]*6, compatible with non-interlaced signals only, dot clock: 25–146.25 MHz		
	COMPUTER IN 1	D-sub HD 15-pin (female) x 1 (RGB/YPbPr/YCbCr x 1)		
	COMPUTER IN 2 / MONITOR OUT	D-sub HD 15-pin (female) x 1 (RGB x1), (input/output selectable using on-screen menu) (When Monitor Out is selected, the COMPUTER IN 1 signal is output.)		
	VIDEO IN	RCA pin x 1 [Composite VIDEO]		
	S-VIDEO IN	Mini DIN 4-pin x 1 [S-VIDEO]		
	AUDIO IN	RCA pin x 2 [L-R x 1] for VIDEO/S-VIDEO input		
	COMPUTER AUDIO IN 1	M3 x 1 [L-R x 1]		
	COMPUTER AUDIO IN 2 (MIC IN)	M3 x 1 [L-R x 1] for audio input or for microphone connection (variable)		
	AUDIO OUT	M3 x 1 [L-R x 1] for output (variable)		
	SERIAL IN	D-sub 9-pin (male) x 1 for external control [RS-232C compliant]		
	LAN	RJ-45 x 1 (for network connection, 10Base-T/100Base-TX, compliant with PLink™ (class 1))		
	USB A	—	USB type-A (for the USB Memory Viewer) x 1	—
USB B	—	USB type-B (for the USB Display/Wireless Mouse) x 1	—	
Built-in speaker	3.7 cm round shape x 1, output power: 10.0 W [monaural]			
Noise level	35 dB (lamp power: Normal), 29 dB (lamp power: Eco1, Eco2)			
Cabinet materials	Molded plastic			
Dimensions [W x H x D]	350 x 97 x 277 mm [13.8" x 3.8" x 10.9"] (with legs at shortest position, not including protruding parts)			350 x 97 x 254 mm [13.8" x 3.8" x 10.0"] (with legs at shortest position, not including protruding parts)
Weight	Approximately 3.5 kg [7.7 lbs]	Approximately 3.6 kg [7.9 lbs]	Approximately 3.5 kg [7.7 lbs]	Approximately 3.4 kg [7.5 lbs]
Operating environment	Operating temperature: 5°C–35°C [41°F–95°F], operating humidity: 20%–80% (no condensation)			
Wireless	Standard	—	IEEE802.11b/g/n	—
	Infrastructure mode	—	WPA-PSK (TKIP/AES), WPA2-PSK (TKIP/AES), 128 bit/64 bit WEP, WPA-EAP/WPA2-EAP (PEAP[MS-CHAPv2/GTC], EAP-FAST [MS-CHAPv2/GTC], EAP-TTLS[MD5/MS-CHAPv2])	—
	Ad-hoc mode*7	—	128 bit/64 bit WEP	—
Supplied accessories	Power cord x 1*8, power cord holder x 1, wireless remote control unit, batteries (AAA/R03/LR03 type x 2), carrying bag x 1, computer cable (1.8 m, for VGA) x 1, filter cover			
	Software CD-ROM (Logo Transfer Software, Multi Projector Monitoring & Control Software)	Software CD-ROM (Logo Transfer Software, Multi Projector Monitoring & Control Software, Wireless Manager ME 5.5)	Software CD-ROM (Logo Transfer Software, Multi Projector Monitoring & Control Software)	

\*1 When the Standby mode is set to Eco, network functions such as standby on via LAN are not available. Also, only certain commands can be received for external control using the serial terminal.  
 \*2 The values given for the recommended lamp replacement cycles are maximum. \*3 Measurement, measuring conditions, and method of notation all comply with ISO 21118 international standards.  
 \*4 Input signals that exceed this resolution will be converted to 1,280 x 800 pixels. \*5 Input signals that exceed this resolution will be converted to 1,024 x 768 pixels.  
 \*6 Compliant with VESA CVT-RB. \*7 Not supported by IEEE802.11n. \*8 Power cords available [x 2] for the PT-VW330EA/VX400NTEA/VX400EA/VX41EA.

## Dimensions

unit: mm (inch)



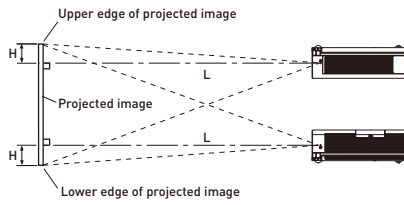
## Terminals



\* Featured image: PT-VX400NT.  
 \* The PT-VW330/VX400/VX41 are not equipped with USB A/USB B terminals.

# Projection distance

unit: meters (feet)



- The value for L (distance to screen) varies slightly depending on the zoom lens characteristics.
- At the shortest projection distance, the zoom lens characteristics may cause slight image distortion.

## PT-VW430

[16:10 aspect ratio; throw ratio: 1.18-1.90:1]

Diagonal image size	Projection distance (L)		Height from the edge of screen to center of lens (H)
	min.(wide)	max.(tele)	
0.76 [30"]	0.7 (2.3)	1.2 (3.9)	0.01 - 0.20 (0.03 - 0.66)
1.02 [40"]	1.0 (3.3)	1.6 (5.2)	0.01 - 0.27 (0.03 - 0.89)
1.27 [50"]	1.3 (4.3)	2.0 (6.6)	0.01 - 0.34 (0.03 - 1.12)
1.52 [60"]	1.5 (4.9)	2.5 (8.2)	0.02 - 0.40 (0.07 - 1.31)
1.78 [70"]	1.8 (5.9)	2.9 (9.5)	0.02 - 0.47 (0.07 - 1.54)
2.03 [80"]	2.0 (6.6)	3.3 (10.8)	0.02 - 0.54 (0.07 - 1.77)
2.29 [90"]	2.3 (7.5)	3.7 (12.1)	0.02 - 0.61 (0.07 - 2.00)
2.54 [100"]	2.5 (8.2)	4.1 (13.5)	0.03 - 0.67 (0.10 - 2.20)
3.05 [120"]	3.1 (10.2)	4.9 (16.1)	0.03 - 0.81 (0.10 - 2.66)
3.81 [150"]	3.8 (12.5)	6.2 (20.3)	0.04 - 1.01 (0.13 - 3.31)
5.08 [200"]	5.1 (16.7)	8.3 (27.2)	0.05 - 1.35 (0.16 - 4.43)
6.35 [250"]	6.4 (21.0)	10.3 (33.8)	0.07 - 1.68 (0.23 - 5.51)
7.62 [300"]	7.7 (25.3)	12.4 (40.7)	0.08 - 2.02 (0.26 - 6.63)

## PT-VX500

[4:3 aspect ratio; throw ratio: 1.18-1.90:1]

Diagonal image size	Projection distance (L)		Height from the edge of screen to center of lens (H)
	min.(wide)	max.(tele)	
0.76 [30"]	0.7 (2.3)	1.1 (3.6)	0.05 - 0.23 (0.16 - 0.75)
1.02 [40"]	0.9 (3.0)	1.5 (4.9)	0.06 - 0.31 (0.20 - 1.02)
1.27 [50"]	1.2 (3.9)	1.9 (6.2)	0.08 - 0.38 (0.26 - 1.25)
1.52 [60"]	1.4 (4.6)	2.3 (7.5)	0.09 - 0.46 (0.30 - 1.51)
1.78 [70"]	1.7 (5.6)	2.7 (8.9)	0.11 - 0.53 (0.36 - 1.74)
2.03 [80"]	1.9 (6.2)	3.1 (10.2)	0.12 - 0.61 (0.40 - 2.00)
2.29 [90"]	2.2 (7.2)	3.5 (11.5)	0.14 - 0.69 (0.46 - 2.26)
2.54 [100"]	2.4 (7.9)	3.9 (12.8)	0.15 - 0.76 (0.49 - 2.49)
3.05 [120"]	2.9 (9.5)	4.7 (15.4)	0.18 - 0.91 (0.59 - 2.99)
3.81 [150"]	3.6 (11.8)	5.8 (19.0)	0.23 - 1.14 (0.75 - 3.74)
5.08 [200"]	4.8 (15.7)	7.8 (25.6)	0.31 - 1.52 (1.02 - 4.99)
6.35 [250"]	6.0 (19.7)	9.7 (31.8)	0.38 - 1.91 (1.25 - 6.27)
7.62 [300"]	7.2 (23.6)	11.7 (38.4)	0.46 - 2.29 (1.51 - 7.51)

## PT-VW330

[16:10 aspect ratio; throw ratio: 1.2-1.9:1]

Diagonal image size	Projection distance (L)		Height from the edge of screen to center of lens (H)
	min.(wide)	max.(tele)	
0.76 [30"]	0.7 (2.3)	1.2 (3.9)	0.01 (0.03)
1.02 [40"]	1.0 (3.3)	1.6 (5.2)	0.01 (0.03)
1.27 [50"]	1.3 (4.3)	2.0 (6.6)	0.01 (0.03)
1.52 [60"]	1.5 (4.9)	2.5 (8.2)	0.02 (0.07)
1.78 [70"]	1.8 (5.9)	2.9 (9.5)	0.02 (0.07)
2.03 [80"]	2.0 (6.6)	3.3 (10.8)	0.02 (0.07)
2.29 [90"]	2.3 (7.5)	3.7 (12.1)	0.02 (0.07)
2.54 [100"]	2.5 (8.2)	4.1 (13.5)	0.03 (0.10)
3.05 [120"]	3.1 (10.2)	4.9 (16.1)	0.03 (0.10)
3.81 [150"]	3.8 (12.5)	6.2 (20.3)	0.04 (0.13)
5.08 [200"]	5.1 (16.7)	8.0 (26.2)*	0.05 (0.16)
6.35 [250"]	6.4 (21.0)	8.0 (26.2)*	0.07 (0.23)
7.62 [300"]	7.7 (25.3)	8.0 (26.2)*	0.08 (0.26)

## PT-VX400NT/VX400

[4:3 aspect ratio; throw ratio: 1.2-1.9:1]

Diagonal image size	Projection distance (L)		Height from the edge of screen to center of lens (H)
	min.(wide)	max.(tele)	
0.76 [30"]	0.7 (2.3)	1.1 (3.6)	0.05 (0.16)
1.02 [40"]	0.9 (3.0)	1.5 (4.9)	0.06 (0.20)
1.27 [50"]	1.2 (3.9)	1.9 (6.2)	0.08 (0.26)
1.52 [60"]	1.4 (4.6)	2.3 (7.5)	0.09 (0.30)
1.78 [70"]	1.7 (5.6)	2.7 (8.9)	0.11 (0.36)
2.03 [80"]	1.9 (6.2)	3.1 (10.2)	0.12 (0.39)
2.29 [90"]	2.2 (7.2)	3.5 (11.5)	0.14 (0.46)
2.54 [100"]	2.4 (7.9)	3.9 (12.8)	0.15 (0.49)
3.05 [120"]	2.9 (9.5)	4.7 (15.4)	0.18 (0.59)
3.81 [150"]	3.6 (11.8)	5.8 (19.0)	0.23 (0.75)
5.08 [200"]	4.8 (15.7)	7.8 (25.6)	0.31 (1.02)
6.35 [250"]	6.0 (19.7)	8.0 (26.2)*	0.38 (1.25)
7.62 [300"]	7.2 (23.6)	8.0 (26.2)*	0.46 (1.51)

## PT-VX41

[4:3 aspect ratio; throw ratio: 1.7-2.1:1]

Diagonal image size	Projection distance (L)		Height from the edge of screen to center of lens (H)
	min.(wide)	max.(tele)	
1.02 [40"]	1.4 (4.6)	1.7 (5.6)	0.06 (0.20)
1.27 [50"]	1.7 (5.6)	2.1 (6.9)	0.08 (0.26)
1.52 [60"]	2.1 (6.9)	2.5 (8.2)	0.09 (0.30)
1.78 [70"]	2.5 (8.2)	3.0 (9.8)	0.11 (0.36)
2.03 [80"]	2.8 (9.2)	3.4 (11.2)	0.12 (0.39)
2.29 [90"]	3.2 (10.5)	3.8 (12.5)	0.14 (0.46)
2.54 [100"]	3.5 (11.5)	4.2 (13.8)	0.15 (0.49)
3.05 [120"]	4.2 (13.8)	5.1 (16.7)	0.18 (0.59)
3.81 [150"]	5.3 (17.4)	6.4 (21.0)	0.23 (0.75)
5.08 [200"]	7.1 (23.3)	8.5 (27.9)	0.31 (1.02)
6.35 [250"]	8.8 (28.9)	10.6 (34.8)	0.38 (1.25)
7.62 [300"]	10.6 (34.8)	12.7 (41.7)	0.46 (1.51)

\* There is no guarantee of the lens performance when the projection distance exceeds 8.0 m [26.2 feet].

## Optional accessories

Ceiling mount bracket for high ceilings\*

Ceiling mount bracket for low ceilings\*

Bracket assembly

Replacement filter unit

Replacement lamp unit

PT-VW430/  
VX500

ET-PKV100H



ET-PKV100S



ET-PKV200B



ET-RFV200



ET-LAV200



PT-VW330/  
VX400NT/  
VX400/  
VX41



ET-PKV100B



ET-RFV100



ET-LAV100



\* This product is used together with an optional bracket assembly (sold separately).

## Caution

Do not install the projector in locations that are subject to excessive water, humidity, steam or oily smoke. Doing so may result in fire, malfunction or electric shock.

## NOTE ON USE

- The projector uses a high-voltage mercury lamp under high internal pressure. This lamp may break, emitting a popping sound, or fail to illuminate, due to impact or extended use.
- The high-wattage lamp becomes very hot during operation. Please observe the following precautions:
  - Never place objects on top of the projector while it is in operation.
  - Make sure there is an unobstructed space of 1,000 mm (39-3/8 in) or more around the projector's exhaust openings.
  - If stacking projector units, care must be taken to provide the recommended space between units. These space requirements also apply to installation where only one projector unit is operating at one time and the other unit is used as a backup.
  - If the projector is placed in a box or enclosure, the temperature of the air surrounding the projector must match the operating temperature listed in the specifications table during use. Also, make sure the projector's intake and exhaust openings are not blocked. Ensure there is sufficient ventilation to prevent hot air from the exhaust openings being recirculated into the intake opening.
- The lamp replacement cycle duration becomes shorter if the projector is operated repeatedly for short periods.
  - The lamp replacement cycle varies greatly depending on individual lamp characteristics and usage conditions.
  - The brightness of the lamp will gradually decrease with use.
- Due to natural characteristics of lamps, screen brightness may fluctuate. This is not an indication of faulty lamp performance.

**Panasonic**

**IDEHAL**  
Gostar

For more information about Panasonic projectors  
<http://panasonic.net/avc/projector>

Weights and dimensions shown are approximate. Specifications and appearance are subject to change without notice. Product availability differs depending on region and country. This product may be subject to export control regulations. The projection distances and throw ratios given in this brochure are for use only as guidelines. For more detailed information, please consult the dealer from whom you are purchasing the product. The PJLink trademark is an application trademark in Japan, the United States, and other countries and regions or registered trademarks. RoomView, Creston RoomView, and Creston Connected are trademarks of Creston Electronics, Inc. All other trademarks are the property of their respective trademark owners. Projection images simulated.  
 © 2012 Panasonic Corporation. All rights reserved.

All information included here is valid as of May 2012.

PT-VW330G3 Printed in Japan.